








Silversmithing and Jewellery Making

Basic Equipment List






A number of items may be of benefit to you as you become more experienced, or want to do some work at home. You may also find small paintbrushes, plastic pots, dishes, scissors and many other small household items are very useful.

A list has been provided below of the basic items you may wish to consider purchasing:-

| Basic Workshop Equipment | |
|---|---|
|  | <p><u>Files</u> Can be economy ones from your local hardware store (expect to pay between £3-5.00) or you can go for quality ones from the likes of Walsh, Cooksons or other jeweller's tools suppliers. If buying a cheap set, try to ensure it is not too coarse or it will just leave nasty scratches on the silver.</p> |
|  | <p><u>Ring Clamp</u> You may or may not need one of these – if you are comfortable without, then don't buy one! Prices range from about £2.50 upward, they are basically all the same so don't pay £5.00 or more for one!</p> |
|  | <p><u>Bezel Rocker OR Pusher (or both)</u> These are for setting stones – get the type you are more comfortable with (both types are available in class for you to have a go). Expect to pay about £3-4.00 for one of either. Good for setting stones at home!</p> |
|  | <p><u>Plier Set</u> A good quality plier set will cost between £20-30.00, depending where you buy it. Cheap pliers are available, but DON'T buy anything with teeth (those serrated edges inside the jaws) – it will ruin your jewellery!</p> |
|  | <p><u>Piercing Saw & Blades</u> A piercing saw should cost in the region of £10-15.00 for an adjustable one, or £5.00 for a non-adjustable. Aim for blades between 1 – 3/0 (8/0 is the finest available, and 5 is the coarsest), which should cost about £2.00 per dozen blades. You can make a bench block to use it with out of some scrap timber, and get a G-clamp from your local hardware store.</p> |
| You may also want to invest in... | |
|  | <p><u>Rawhide Mallet</u> For forming rings with a Ring Tribble. Expect to pay between £12-25.00, depending on size.</p> |
|  | <p><u>Ring Tribble (Mandrel)</u> For forming rings with a Rawhide Mallet. These vary in price, expect to pay between £10 and £30.00 for a plain steel one without markings. Tribbles with calibration lines and ring sizes will often be £35+.</p> |

Silversmithing and Jewellery Making

Basic Equipment List (Cont'd)

| If you want to do soldering at home, you will need... | |
|---|--|
|  | <p><u>Soldering Blocks</u> 'Supablox', around £4.00 each – get two! These are the fireproof blocks to solder with – always put something non-flammable down underneath to prevent damage from dropping hot silver etc.</p> |
|  | <p><u>Gas Torch</u> Torches like those used in class are available from B&Q (the cheapest source I found) for about £13.00 each, and that includes the small gas canisters. Additional canisters can be bought for around £3.50 each. Finer flame torches range from around £20.00 (or £6.00 for a 'cooks' torch that isn't as fine) all the way up to £100s.</p> |
|  | <p><u>Brass Tweezers</u> These should only cost about £2-3.00 and are essential for using with safety pickle. Try to get the variety with the sharp, pointy tips – very useful for handling small pieces of solder, or picking small pieces of work out of the pickle/water.</p> |
|  | <p><u>Insulated Steel Tweezers</u> These will cost about £3-4.00, and are essential for soldering, holding pieces etc. You may wish to invest in several sets, depending on the type of work you are intending to do. They come with straight or curved tips – the preference is entirely yours!</p> |
| | <p><u>Solder</u> – about £10.00 for a 60cm length. Use hard solder if you only buy one type.</p> |
|  | <p><u>Safety Pickle</u> – about £8.00-£12.00 per kilogram. Always use a ceramic dish and mark safely – store in a marked glass bottle when not in use!</p> |
|  | <p><u>Borax Cone & Dish</u> ESSENTIAL for soldering. Borax cones typically cost about £2-3.00, and will need to be replaced when you have worn them down (should last YEARS with a small home workshop) and the dish should cost about £3.50 – and shouldn't wear down before the cone! You can buy borax powder as a substitute, but it will likely work out much more expensive!</p> |